



Inspections Division
7700 Market Boulevard, P. O. Box 147
Chanhassen, Minnesota 55317
Phone (952) 227-1180 Fax (952) 227-1190

Fence Requirements

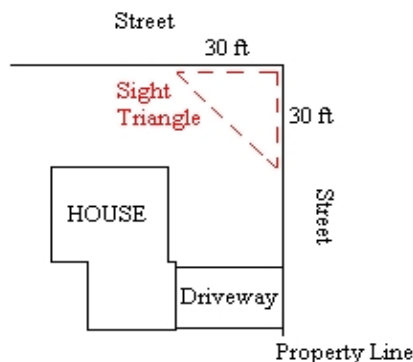
1. Complete a building permit application form.
2. Enclose 2 copies of a site plan showing the location of the fence in relation to the lot lines.
3. The maximum fence height for residential fences is six (6) feet, (6) inches.
4. Opaque fences within the required front yard setback shall not exceed three (3) feet in height and chain link fences within the required front yard setback shall not exceed (4) feet in height.
5. Fences must be set back from the property line a minimum of one (1) inch. Property corner irons must be located, exposed and verified at the final inspection.

NOTE: The curb is not the property line. Property lines are typically located 9-14 feet in from the curb line.

NOTE: All fences and retaining walls shall be located entirely upon the property of the fence or retaining wall owner.

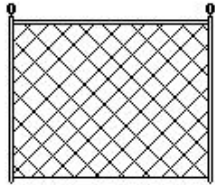
NOTE: Fences installed within an easement will require an encroachment agreement; this involves a fee to start the legal process and, in some cases, may not be granted.

6. Fences must be built so that the side containing the framing supports and cross pieces face the interior of the fence owner's lot. The "good side" must face adjoining properties.
7. Portions of fences within the corner site triangle on corner lots shall not exceed three (3) feet in height if opaque construction, or 4-feet in height if open construction. The two sides of the corner site triangle commence at the corner of the lot located at the intersection of the two streets and run a distance of 30-feet along the lot lines abutting the streets. The third side of the triangle (the hypotenuse) is a straight line joining the end points of the adjacent lines.




8. Call for a final inspection upon completion of the fence. Property lines must be located and the approved survey must be on site.
9. State law requires that utilities be located prior to any construction. Call Gopher State at 651-454-0002, or 811.

Chain Link Fence




Front yard (in front yard setbacks): maximum 4 ft.
Side or back yard: maximum 6 ft., 6 inches
Corner lot sight triangle: maximum 3 ft.

Opaque (nontransparent) Fence



Front yard (in front yard setbacks): maximum 3 ft.
Side or back yard: maximum 6 ft., 6 inches
Corner lot sight triangle: maximum 3 ft.

Open Fence



Front yard (in front yard setbacks): maximum 6 ft. 6 inches
Side or back yard: maximum 6 ft., 6 inches
Corner lot sight triangle: maximum 3 ft.

Swimming Pool Fence Requirements

1. In-ground swimming pools shall be protected by a fence.
2. A minimum of 5' tall,
3. Non-climbable,
4. Consist of intermediate rails or an ornamental pattern that will not allow passage of a 4" sphere,
5. Gate must be self-closing and self-latching with the latch installed on the poolside of the fence.
6. The pool shall not be filled until the permanent fence is installed or a temporary one constructed in accordance with the above requirements.

