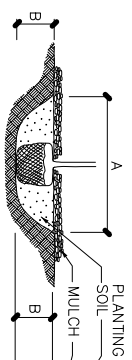
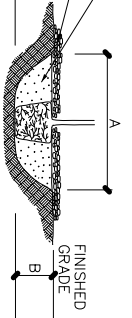


PLANTING HOLE DIMENSIONS
 (MINIMUM WIDTH DOES NOT APPLY IN MASS PLANTING BEDS)
 ALL VALUES ARE AS FOLLOWS:

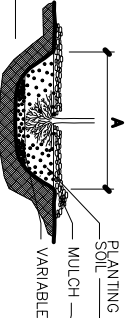
PLANT TYPE	PLANT SIZE up to AND INCLUDING	(A) MINIMUM HOLE WIDTH	(B) APPROXIMATE HOLE DEPTH (")
CONIFEROUS TREES	(2) SEEDLING	(18)	(24)
	(6) SEEDLING	(24)	(36)
	(12) SEEDLING	(36)	(48)
	(18) B.B.	(48)	(60)
	(24) B.B.	(60)	(72)
	(30) B.B.	(72)	(84)
	(36) B.B.	(84)	(96)
	(42) B.B.	(96)	(108)
	(48) B.B.	(108)	(120)
	(54) B.B.	(120)	(132)
DECIDUOUS & ORNAMENTAL TREES	(2) SEEDLING	(18)	(24)
	(6) SEEDLING	(24)	(36)
	(12) SEEDLING	(36)	(48)
	(18) SEEDLING	(48)	(60)
	(24) SEEDLING	(60)	(72)
	(30) B.B.	(72)	(84)
	(36) B.B.	(84)	(96)
	(42) B.B.	(96)	(108)
	(48) B.B.	(108)	(120)
	(54) B.B.	(120)	(132)
CONIFEROUS SHRUBS (UPRIGHT)	(2) B.B.	(18)	(24)
	(3) B.B.	(24)	(36)
	(4) B.B.	(30)	(42)
	(5) B.B.	(36)	(48)
	(6) B.B.	(42)	(54)
	(7) B.B.	(48)	(60)
	(8) B.B.	(54)	(66)
	(9) B.B.	(60)	(72)
	(10) B.B.	(66)	(78)
	(12) B.B.	(72)	(84)
CONIFEROUS SHRUBS (SPREADING)	(2) B.B.	(18)	(24)
	(3) B.B.	(24)	(36)
	(4) B.B.	(30)	(42)
	(5) B.B.	(36)	(48)
	(6) B.B.	(42)	(54)
	(7) B.B.	(48)	(60)
	(8) B.B.	(54)	(66)
	(9) B.B.	(60)	(72)
	(10) B.B.	(66)	(78)
	(12) B.B.	(72)	(84)
DECIDUOUS SHRUBS	(2) B.B.	(18)	(24)
	(3) B.B.	(24)	(36)
	(4) B.B.	(30)	(42)
	(5) B.B.	(36)	(48)
	(6) B.B.	(42)	(54)
	(7) B.B.	(48)	(60)
	(8) B.B.	(54)	(66)
	(9) B.B.	(60)	(72)
	(10) B.B.	(66)	(78)
	(12) B.B.	(72)	(84)
CONTAINER GROWN PLANTS	(2) B.B.	(18)	(24)
	(3) B.B.	(24)	(36)
	(4) B.B.	(30)	(42)
	(5) B.B.	(36)	(48)
	(6) B.B.	(42)	(54)
	(7) B.B.	(48)	(60)
	(8) B.B.	(54)	(66)
	(9) B.B.	(60)	(72)
	(10) B.B.	(66)	(78)
	(12) B.B.	(72)	(84)
VINES	1 YR. MED. B.R.	(18)	(24)
	2 YR. MED. B.R.	(24)	(36)
	1 YR. NO. 1 B.R.	(36)	(48)
	2 YR. NO. 1 B.R.	(48)	(60)



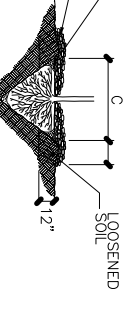
BALLED & BURLAPPED STOCK



CONTAINER STOCK



BARE ROOT STOCK



STOCK (TREE SPADE) MACHINE-TRANSPLANT

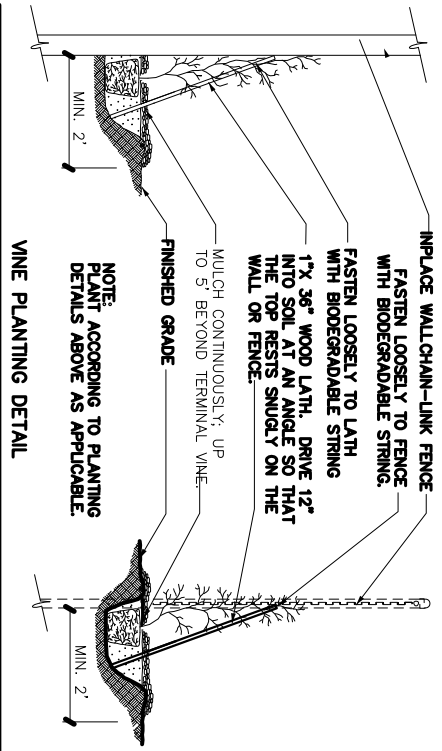
- 1.**SCARIFY SIDES AND BOTTOM OF HOLES PROCESSED WITH CORRECTIVE PRUNING AS DIRECTED BY THE ENGINEER. SOIL OR THOROUGHLY COMPACTED PLANTING SOIL. INSTALL PLANT SO THE ROOT FLARE IS AT OR UP TO 2" ABOVE THE FINISHED GRADE WITH BURLAP AND WIREBACKMULCH (FURROWING) MOUNT. APPROXIMATELY 12" OF THE TOP OF THE ROOTBALL, THEN WATER PLANT. REMOVE THE TOP 1/3 OF THE BASKET OR THE TOP TWO HORIZONTAL RINGS WHICH EVER IS GREATER. ALSO REMOVE ALL BURLAP AND NAILS FROM THE TOP 1/3 OF THE BALL REMOVE ALL TWINE, REMOVE OR CORRECT STEM GIRDLING AND BACKFILL WITH THE PLANTING SOIL.
- 6.**WATER TO SETTLE PLANTS AND FILL VOIDS.
- 7.**WATER THOROUGHLY WITHIN 2 HOURS.
- 8.**PLACE MULCH WITHIN 48 HOURS OF THE SECOND WATERING UNLESS SOIL MOISTURE IS EXCESSIVE.
- 1.**SCARIFY SIDES AND BOTTOM OF HOLE.
- 2.**PROCEED WITH CORRECTIVE PRUNING AS DIRECTED BY THE ENGINEER.
- 3.**REMOVE CONTAINER AND SCORE PRESENT GIRDLING FIBROUS ROOTS, AS NECESSARY.
- 4.**SET PLANT ON UNDISTURBED NATIVE SOIL OR THOROUGHLY COMPACTED PLANTING SOIL. INSTALL PLANT SO THE TOP OF THE ROOT FLARE IS AT OR UP TO 2" ABOVE THE FINISHED GRADE. REMOVE OR CORRECT STEM GIRDLING ROOTS.
- 5.**PLUMB AND BACKFILL WITH THE PLANTING SOIL.
- 6.**WATER TO SETTLE PLANTS AND FILL VOIDS.
- 7.**WATER THOROUGHLY WITHIN 2 HOURS.
- 8.**PLACE MULCH WITHIN 48 HOURS OF THE SECOND WATERING UNLESS SOIL MOISTURE IS EXCESSIVE.
- 1.**SOAK ROOTS IN WATER FOR AT LEAST ONE HOUR BUT NOT MORE THAN 24 HOURS PRIOR TO PLANTING.
- 2.**PROCEED WITH CORRECTIVE PRUNING AS DIRECTED BY THE ENGINEER.
- 3.**REMOVE PLANT DIRECTLY FROM WATER TRANSPLANT HOLE. SET PLANT SO THE ROOT FLARE IS APPROXIMATELY AT THE FINISHED SOIL ELEVATION. SPREAD ROOTS OUT EVENLY WITH THE PLUMB AND IMMEDIATELY BACKFILL WITH THE PLANTING SOIL TO A MINIMUM DIAMETER OF 18" AROUND THE PLANT.
- 4.**WATER TRANSPLANT HOLE TO A MINIMUM OF 12" DEPTH AS IT WAS PREVIOUSLY GROWN.
- 5.**WATER TO SETTLE PLANTS AND FILL VOIDS.
- 6.**AFTER PLANTING, LOOSEN THE SOIL IMMEDIATELY ADJACENT TO THE SPADE-MOVED PLANT.
- 7.**REMOVE EXCESSIVE AND GUY TO PROVIDE ADDITIONAL SUPPORT AS NECESSARY OR SPECIFIED.

PLANTING DETAILS FOR ISOLATED PLANTING LOCATIONS

MINIMUM TREE SPADE SIZE REQUIREMENTS

SPADE DIAMETER SIZE C"	OAK TREES, CALIPER	DECIDUOUS/ ORNAMENTAL TREES, HEIGHT	CONIFEROUS TREES, HEIGHT
42"	1" to 1.5"	2' to 3'	5' to 7'
60"	1.5" to 2.5"	3' to 4'	7' to 9'
78"	2.5" to 3.5"	4' to 6'	9' to 14'
85"	3.5" to 5"	6' to 8'	14' to 18'

GENERAL NOTE:
 ALL PLANT STOCK MUST BE ACCEPTED IN ACCORDANCE WITH THE STANDARD SPECIFICATIONS FOR PLANTING DETAILS. PLANTING SOIL IS A COMBINATION OF THOROUGHLY MIXED EXISTING SOIL AND COMPOST MIX AND/OR ANY OTHER SPECIFIED AMENDMENTS.
 NOTE:
 1.**HOLE DEPTH FOR B&B AND CONTAINER PLANTS SHALL NOT EXCEED MEASUREMENT FROM ROOT FLAIR TO BOTTOM OF SOIL BALL.



REVISED: 1-10

FILE NAME: G:\ENG\SPCS\5309

ENGINEERING DEPARTMENT

PLATE:

5309

PLANTING DETAILS FOR TYPICAL INDIVIDUAL PLANTINGS