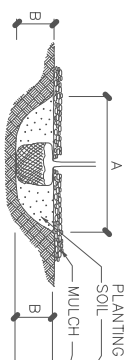
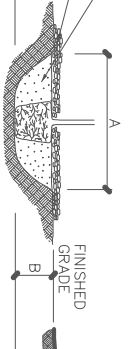


PLANTING HOLE DIMENSIONS
 (MINIMUM WIDTH DOES NOT APPLY IN MASS PLANTING BEDS)
 ALL VALUES ARE AS FOLLOWS:

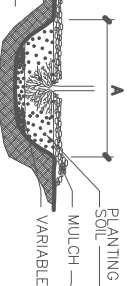
PLANT TYPE	PLANT SIZE UP TO AND INCLUDING	(A) MINIMUM HOLE WIDTH	(B) APPROXIMATE HOLE DEPTH (1)
CONIFEROUS TREES	(6") SEEDLING	(18")	(24")
	(12") SEEDLING	(24")	(36")
	(18") B.B.	(36")	(48")
	(24") B.B.	(48")	(60")
	(30") B.B.	(54")	(66")
	(36") B.B.	(60")	(72")
	(42") B.B.	(66")	(78")
	(48") B.B.	(72")	(84")
	(54") B.B.	(78")	(90")
DECIDUOUS & ORNAMENTAL TREES	(10") B.B.	(102")	(20)
	(12") SEEDLING	(15)	(14)
	(18") SEEDLING	(25)	(18)
	(24") SEEDLING	(30)	(18)
	(30") SEEDLING	(35)	(18)
	(36") B.B.	(40)	(18)
	(42") B.B.	(45)	(18)
	(48") B.B.	(48)	(18)
	(54") B.B.	(50)	(18)
CONIFEROUS SHRUBS (UPRIGHT)	(12") B.B.	(15)	(14)
	(18") B.B.	(25)	(18)
	(24") B.B.	(30)	(18)
	(30") B.B.	(35)	(18)
	(36") B.B.	(40)	(18)
	(42") B.B.	(45)	(18)
	(48") B.B.	(48)	(18)
	(54") B.B.	(50)	(18)
	(60") B.B.	(55)	(18)
DECIDUOUS SHRUBS	(12") B.B.	(15)	(14)
	(18") B.B.	(25)	(18)
	(24") B.B.	(30)	(18)
	(30") B.B.	(35)	(18)
	(36") B.B.	(40)	(18)
	(42") B.B.	(45)	(18)
	(48") B.B.	(48)	(18)
	(54") B.B.	(50)	(18)
	(60") B.B.	(55)	(18)
CONTAINER GROWN PLANTS	(#2) CONT.	(23)	(12.5)
	(#3) CONT.	(30)	(11)
	(#4) CONT.	(37)	(11)
	(#5) CONT.	(44)	(11)
	(#6) CONT.	(51)	(11)
	(#7) CONT.	(58)	(11)
	(#8) CONT.	(65)	(11)
	(#9) CONT.	(72)	(11)
	(#10) CONT.	(79)	(11)
	(#11) CONT.	(86)	(11)
	(#12) CONT.	(93)	(11)
	VINES	1 YR. MED. B.R.	(15)
2 YR. MED. B.R.		(35)	(12)
3 YR. MED. B.R.		(45)	(12)
4 YR. MED. B.R.		(55)	(12)
5 YR. MED. B.R.		(65)	(12)
(#2) CONT.		(23)	(7.5)



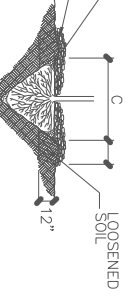
BALLED & BURLAPPED STOCK



CONTAINER STOCK



BARE ROOT STOCK



STOCK (TREE SPADE) MACHINE-TRANSPLANT

- 1.**SCARIFY SIDES AND BOTTOM OF HOLE
- 2.**PROCEED WITH CORRECTIVE PRUNING AS DIRECTED BY THE ENGINEER
- 3.**SET PLANT ON UNDISTURBED NATIVE SOIL OR THOROUGHLY COMPACTED PLANTING SOIL. INSTALL PLANT SO THE ROOT FLARE IS AT OR UP TO 2" ABOVE THE FINISHED GRADE WITH BURLAP AND WIRE BASKET. (IF USED, INFACT)
- 4.**BACKFILL TO WITHIN APPROXIMATELY 12" OF THE TOP OF THE ROOTBALL, THEN WATER PLANT. REMOVE THE TOP 1/3 OF THE BASKET OR THE TOP TWO HORIZONTAL RINGS WHICH-EVER IS GREATER. ALSO REMOVE ALL BURLAP AND NAILS FROM THE TOP 1/3 OF THE BALL. REMOVE ALL TWINE, REMOVE OR CORRECT STEM GIRDLING ROOTS.
- 5.**PLUMB AND BACKFILL WITH THE PLANTING SOIL.
- 6.**WATER TO SETTLE PLANTS AND FILL VOIDS.
- 7.**WATER THOROUGHLY WITHIN 2 HOURS.
- 8.**PLACE MULCH WITHIN 48 HOURS OF THE SECOND WATERING UNLESS SOIL MOISTURE IS EXCESSIVE.
- 9.**STAKE AND GUY TO PROVIDE ADDITIONAL SUPPORT BETWEEN THE STEM AND ROOT BALL AS NECESSARY OR SPECIFIED.

- 1.**SCARIFY SIDES AND BOTTOM OF HOLE.
- 2.**PROCEED WITH CORRECTIVE PRUNING AS DIRECTED BY THE ENGINEER.
- 3.**REMOVE CONTAINER AND SCORE OUTSIDE OF THE SOIL MASS TO REMOVE AND PREVENT CIRCLING FIBROUS ROOTS, AS NECESSARY.
- 4.**SET PLANT ON UNDISTURBED NATIVE SOIL OR THOROUGHLY COMPACTED PLANTING SOIL. INSTALL PLANT SO THE TOP OF THE ROOT FLARE IS AT OR UP TO 2" ABOVE THE FINISHED GRADE. REMOVE OR CORRECT STEM GIRDLING ROOTS.
- 5.**PLUMB AND BACKFILL WITH THE PLANTING SOIL.
- 6.**WATER TO SETTLE PLANTS AND FILL VOIDS.
- 7.**WATER THOROUGHLY WITHIN 2 HOURS.
- 8.**PLACE MULCH WITHIN 48 HOURS OF THE SECOND WATERING UNLESS SOIL MOISTURE IS EXCESSIVE.

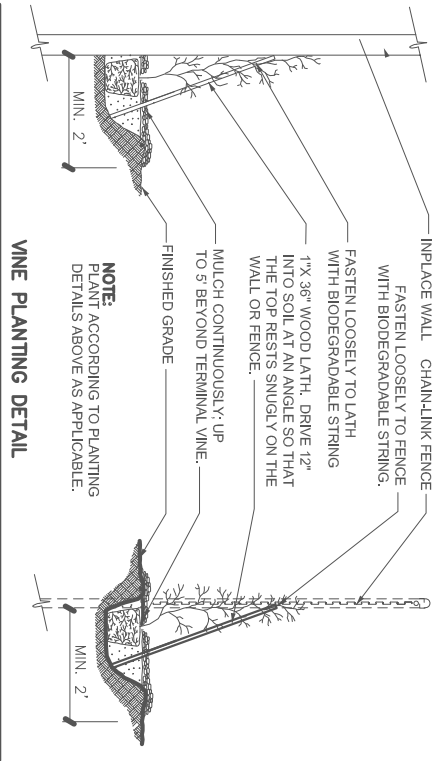
- 1.**SOAK ROOTS IN WATER FOR AT LEAST ONE HOUR BUT NOT MORE THAN 24 HOURS PRIOR TO PLANTING.
- 2.**SCARIFY SIDES AND BOTTOM OF HOLE.
- 3.**PROCEED WITH CORRECTIVE PRUNING AS DIRECTED BY THE ENGINEER.
- 4.**REMOVE PLANT DIRECTLY FROM WATER TO HOLE. SET PLANT SO THE ROOT FLARE IS APPROXIMATELY AT THE FINISHED SOIL ELEVATION. SPREAD ROOTS OUT EVENLY. PLUMB AND IMMEDIATELY BACKFILL WITH THE PLANTING SOIL.
- 5.**WATER TO SETTLE PLANTS AND FILL VOIDS.
- 6.**WATER THOROUGHLY WITHIN 2 HOURS.
- 7.**PLACE MULCH WITHIN 48 HOURS OF THE SECOND WATERING UNLESS SOIL MOISTURE IS EXCESSIVE.

PLANTING DETAILS FOR ISOLATED PLANTING LOCATIONS

- GENERAL NOTE:**
 ALL PLANT STOCK MUST BE ACCEPTED IN ACCORDANCE OF MFDOT 3861 PRIOR TO FOLLOWING THE STANDARD PLANTING DETAIL. PLANTING SOIL IS A COMBINATION OF THOROUGHLY MIXED EXISTING SOIL AND COMPOST MIX AND/OR ANY OTHER SPECIFIED AMENDMENTS.
- NOTE:**
 1.**HOLE DEPTH FOR B&B AND CONTAINER PLANTS SHALL NOT EXCEED MEASUREMENT FROM ROOT FLAIR TO BOTTOM OF SOIL BALL.

MINIMUM TREE SPADE SIZE REQUIREMENTS

SPADE DIAMETER SIZE "C"	OAK TREES, CALIPER	DECIDUOUS/ORNAMENTAL TREES, HEIGHT	CONIFEROUS TREES, HEIGHT
42"	1" to 1.5"	2' to 3'	5' to 7'
60"	1.5" to 2.5"	3' to 4'	7' to 9'
78"	2.5" to 3.5"	4' to 6'	9' to 14'
85"	3.5" to 5"	6' to 8'	14' to 18'



REvised: 1-10

FILE NAME: G:\ENG\SPCS\5309

ENGINEERING DEPARTMENT

PLATE:

5309

PLANTING DETAILS FOR TYPICAL INDIVIDUAL PLANTINGS