

LOTUS LAKE

LAKE DATA:

- LAKE I.D. #: 10-6
- SURFACE AREA: 240 acres
- MAXIMUM DEPTH: 29 ft
- WATER CLARITY: FAIR (5.2 ft)
- PHOSPHOROUS: HIGH (46 ppb)

COMMON AQUATIC PLANTS

- EURASIAN WATERMILFOIL
- WHITE WATERLILY
- LEAFY PONDWEED
- AMERICAN LOTUS (ENDANGERED)

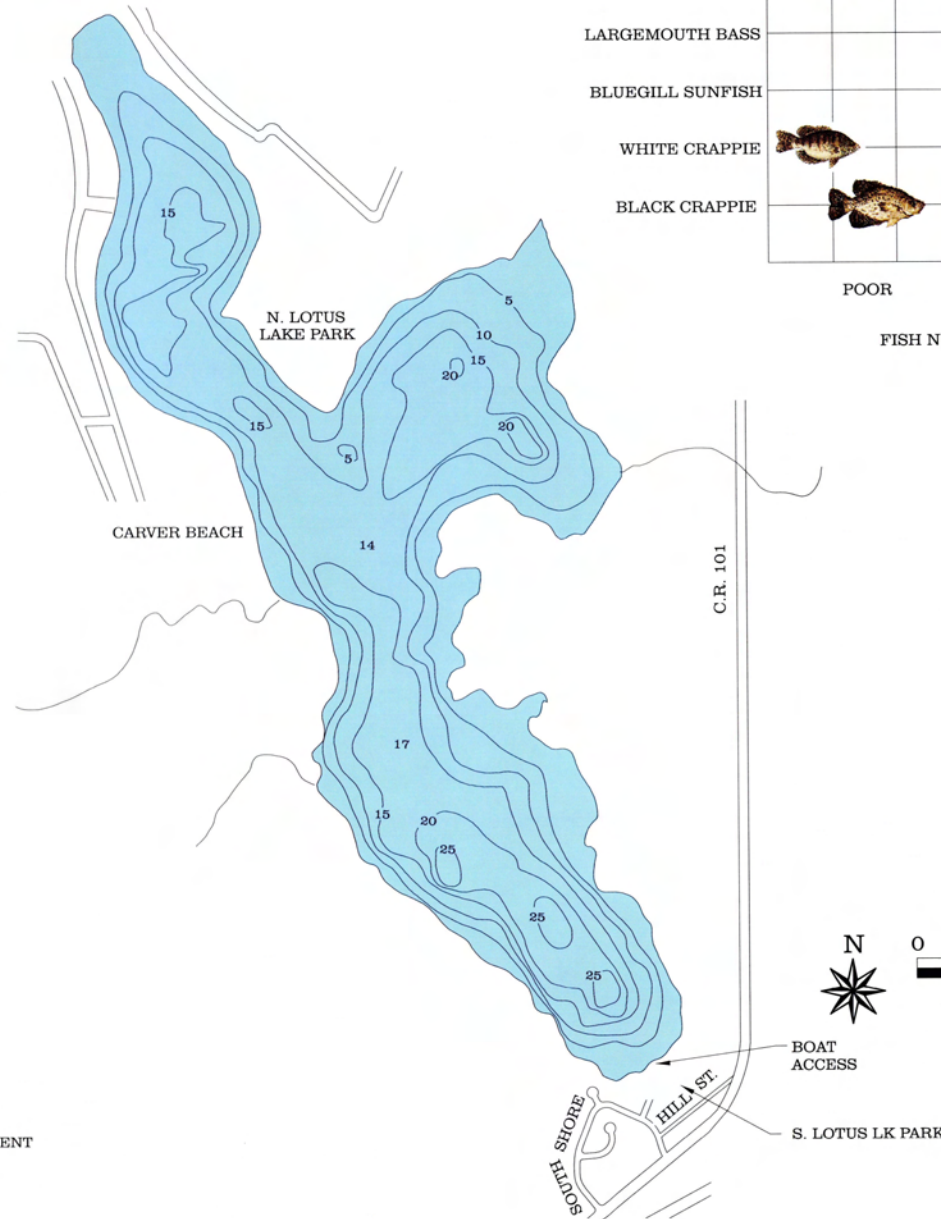
WATERSHED:

- LANDING AREA DRAINING TO THE LAKE: 1033 ACRES




WATERSHED TO LAKE RATIO: 4:1

LOW RATIO: POTENTIAL FOR WATER QUALITY IMPROVEMENT



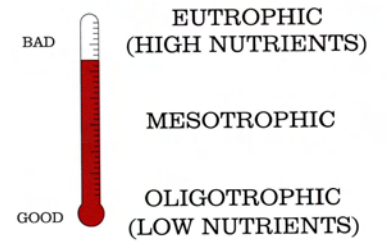
FISH POPULATION



FISH NUMBERS COMPARED TO REGIONAL AVERAGES

DATE OF DNR SURVEY: 1999

LAKE CONDITION:



1999 DATA



0 1000 2000

Approximate scale in feet
Lake contours in feet

