



# Does My Tree Have Emerald Ash Borer (EAB)?

**1**


I think my ash tree may be infested with EAB.



→ If yes, GO TO **STEP #3**

**2**

I suspect I have seen an EAB.




BUGS ARE NOT TO SCALE

→ If yes, GO TO **STEP #5**

**3**

Is my tree an ash?



→ If yes, GO TO **STEP #4**

→ If no, GO TO **STEP #6**

4

Does my ash tree have symptoms of EAB?

- If yes, GO TO STEP #5
- If no, GO TO STEP #6



**WOODPECKER HOLES**

← Woodpeckers like EAB larvae and woodpecker holes may indicate the presence of EAB.



**BARK CRACKS** →

EAB larvae tunneling beneath the bark can cause the bark to split open, revealing the larval galleries beneath.



**S-SHAPED GALLERIES**

← The distinct S-shaped galleries under the bark are diagnostic of EAB.

5

It could be EAB.

- Contact Arrest the Pest at:  
***Arrest.the.Pest@state.mn.us***  
**1-888-545-6684 (voicemail)**

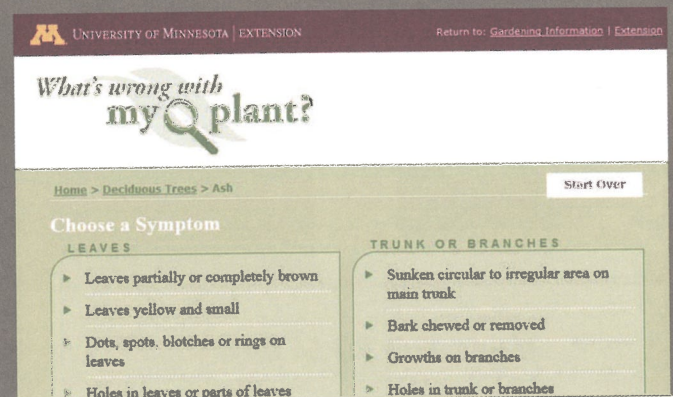


6

It isn't EAB; so, what is it?

- Visit the University of Minnesota Extension "What's Wrong With My Plant" website to diagnose the problem. You can also visit your local forester or arborist.

[www.extension.umn.edu/gardeninfo/diagnostics](http://www.extension.umn.edu/gardeninfo/diagnostics)



UNIVERSITY OF MINNESOTA  
**EXTENSION**

